


Owners Association

Seaglaze - The Safe Choice

Marine Windows

Wendover Road, Rackheath, Norwich, Norfolk, England, NR13 6LH
Tel +44 (0)1603 720745 Fax +44 (0)1603 721770
E-mail: sales@seaglaze.co.uk



Seaglaze

CRAFTING EXCELLENCE

Why us?

Buying new or replacing existing windows can be expensive and time consuming job on any vessel, let alone your pride and joy. Seaglaze is here to bring you our experience and knowledge to transform the process from the daunting unknown, to a stress free, even enjoyable experience.

We will help you every stage, from templating, through to delivery of the completed units. Whilst we would highly recommend the windows are installed by and experienced boat yard, many DIY enthusiasts have successfully installed our windows themselves. There are 6 main steps that we will take you through ensuring clear and concise progression and unquestionable understanding of our production process.

Ordering Process

1. Discovery

As a bespoke manufacturer, we have a range of frame sections to suit all requirements and budgets. In this first stage we will work with you to understand what your particular requirements are. Not sure about all the jargon and what the pro's and con's of a through-fixed frame vs a clamp in? Fear not! Our Buyers Guide (located on our website) will explain not only the options but also their benefits. During this first phase please tell us as much as possible — e.g. are you on a tight timescale? A specific budget? The more we know now, the better we can help you understand and compare your options.

Series 10 Clamp-In Example



Series 1 & 2 Through-fix Example



2. Specification

Even if it's just a ballpark price to begin with, our aim is to make sure that there are no nasty surprises when the final invoice arrives! Commonly, from the information gathered in the Discovery stage we will have enough information to quote you the exact figure, Alternatively we may initially provide more flexible figures with options to upgrade and change. Either way, by the end of this stage, you will have both a draft specification and price.

We will meticulously check every detail of your personal specification
- measure twice , cut once.

3. Sizing

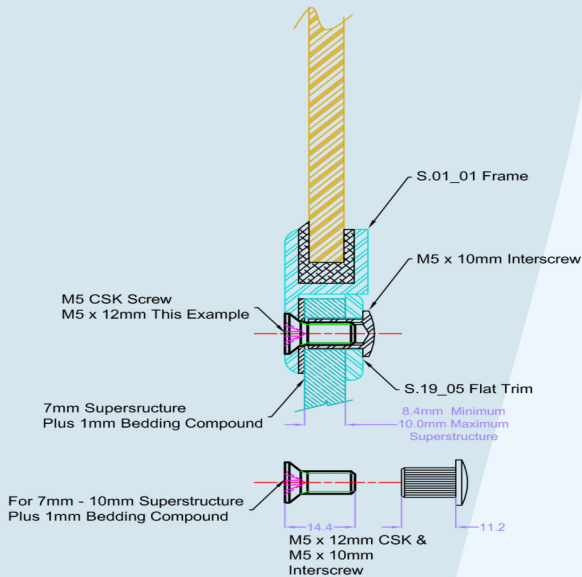
It is essential that the windows, doors and hatches we manufacture are the best possible fit - we call this process "Patterning". At this point, we will digitise either your old windows or templates and production will only start when we are 100% certain what we manufacture will fit. Our technical team will also review the specification, just to make sure it is going to work - don't be surprised if we ask further questions or request some changes to the specification during this stage.



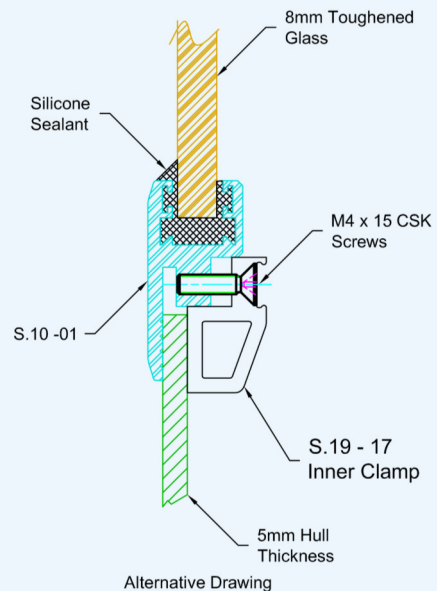
Friendly

Crafting Excellence

Through-fix cross section



Clamp-in cross section



Did you know?

- We are proud to be a long standing member of the British Marine Federation.
- We manufacture your windows ourselves at our factory in Norfolk and we buy British wherever possible.
- Ours is a 2nd generation family business nearly 50 years old!



Other Information on our website:

- Product sheets.
- The Buyers Guide
- Installation Instructions
- Maintenance Guides
- How to find a leak
- List of Spares
- How to videos

www.marinewindows.com

Seaglaze
CRAFTING EXCELLENCE

Seaglaze Marine Windows

Tel: +44 (0) 1603 720745
Fax: +44 (0) 1603 721770
Email: sales@seaglaze.co.uk
Web: www.seaglaze.co.uk

Wendover Road
Rackheath
Norwich
Norfolk
NR13 6LH

The Safe Choice

We're here to help

4. Manufacture

Once we've confirmed both the specification and sizes, received a deposit and most importantly confirmed you're happy, we will start production. We have one of the quickest lead times in the industry, mainly because we have invested a great deal into our own processes - we do all our own metal work, painting and even cut, process and toughen our own glass. On top of all that, our own award winning IT systems means that at a click of a button our sales team can instantly track the status of your order with minimal stress and strain allowing precise communication between all involved.

Due to the fact that our process is so streamlined, Seaglaze is proud to also provide an emergency replacement service, if you have ordered from us before and your current window is damaged, we can provide a replacement window within a 24 hour time frame, allowing you to get back on to the water as soon as possible.

Our team will ensure excellence through each stage of the manufacturing process.



5. Delivery

Once we have quality checked your products and outstanding monies have been settled, we will despatch them via TNT (normally next working day) in their own crate whenever you want - be that your address, a local boat builder or even an International address. We will also email you their tracking code so you can keep an eye on them.

6. Installation

Having worked with many of the UK's leading boat yards for nearly five decades, we will do all we can to make sure that whoever fits your products have all the advice and assistance we can give. Most established boat yards are familiar with fitting our products and if not then we have different installation guides available. We can even supply installation kits for particular models.

Testimonials

"Some 15 years ago we replaced the crazed Perspex windows on our Moody 31 with polycarbonate material as it does not craze and is shatterproof. However, after a few years they became opaque and needed polishing every time we used the boat. The frames were also looking their age. We, therefore decided to fit new windows and we were attracted to the Seaglaze welded frame screw-through design using toughened glass. Although a little more work, the screw-through windows sacrifice no glass area, look traditional and are in keeping with the original appearance of the Moody 31. The first items to arrive were the templates for checking the cut-outs and polycarbonate panels to fill the apertures once the windows were removed. The templates fitted perfectly and the windows were ordered."

What a great service we received from Jane Anderson and her colleagues at Seaglaze. Nothing was too much trouble, the response time to any question was Immediate and the end result is superb. Glancing through the cabin windows we can now see all about us and the grey tinting keeps the UV and glare from the saloon and looks very smart. Thank you Seaglaze for a fine product and an excellent service. "

Paul Kennedy and Richard Hodder



Professional

We're the safe choice

"I was very pleased with the quality of manufacture and product finish from Seaglaze and my new Clamp-frame windows look very smart. Despite some extraordinary heavy and persistent rain there are no leaks! I am very pleased with the service from Seaglaze."

Richard Llewellyn , Moody 37 "Partita"

"We replaced the windows on our Moody 422 with custom units from Seaglaze after visiting the factory in February 2016. Everyone at Seaglaze was extremely helpful and the new windows have performed faultlessly. Great to have a dry boat!"

Bill F , Moody 422

Frame Designs : Clamp-in Windows

Our Clamp-in window designs are recommended for many applications except the heaviest seas and most extreme conditions.

- As a clamp-in section, there are no external fastening holes. Therefore a common source of leaks has been eliminated. Clamp in windows are quicker and easier to fit than through-fix windows, requiring less manpower.
- These sections accept glazing from 4mm to 12mm in thickness. We can use Toughened Safety Glass, Acrylic or even Polycarbonate.
- The radius can be from 75mm up to 165mm. Windows manufactured from this section can be fixed, half drop, top hung, sliding or hopper unit.
- Powder coated or anodised finishes are available. A popular choice is a combination of both, an anodised base (to prevent corrosion) with a powder coated finish.

A Seaglaze Clamp -in Frame
(as seen from the outside face)



Frame Designs : Through-fix Windows

Our Through fixed designs include lightweight sections suitable for Inland waterway and estuary craft. Larger and heavier version are suitable for coastal offshore cruisers and allow glazing up to 8mm thick. To compliment this frame section, we offer our 19/01 box trim, this is secured with self tapping screws which provide a clean, flush finish internally.

- Our Through fixed frames are solidly constructed from aluminium with the fixings visible on the surface of the frame.
- The design is versatile and can be used for fixed, sliding, half-drop, top-hung, multi-paned, hinged or hopper style window designs.
- We supply a range of glazing from toughened safety glass to toughened laminate or acrylic.
- The Radius on these sections can be as little as 45mm, or alternatively have mitred corners

A Seaglaze Through Fixed Frame
(as seen from the outside face)



Quality

We're here to help

Frequently asked questions

Q. I need some further information where can I go?

- A. We have a lot of product information on our website—so in first instance, please check there. If however, you can't find what you're after then please email us the question and we will get back to you asap.

Q. Why send Aperture Templates when I've sent you my old windows?

- A. We are a firm believer in "Measure once—cut twice, Measure twice cut once" - for example, how good a fit were your original windows? All of our windows are made to measure and it is therefore virtually impossible to change one we've assembled them. Therefore we strongly feel that it's better just to check one last time. If however it is impossible to check the aperture template then that's ok - but we may want to take a couple of additional steps to minimise the risk of fitting issues.

Q. What do I need to do with my Aperture Templates?

- A. Don't worry—we will send you a comprehensive set of instructions with the templates to help you check. Inside the package, we will include some cross-sections of the extrusions so you can check them as well. Remember that it's in both our interests that your windows fit perfectly first time!

Q. What standards are my products built to?

- A. Unless we are specifically instructed otherwise, we build everything to ISO 12216—This is the Internationally agreed standards for marine windows, doors and hatches on craft below 24m. Our website contains a copy of our Quality Standards, but rest assured our products are made to the highest hand crafted standards—each one is unique and whilst there be minor cosmetic differences you can be fully confident that they are built to last by experienced workmen—some of whom have been with us for over 30 years!

Q. How do I find someone to fit my windows?

- A. Obviously it depends on what you want fitted, however for windows it might be worth checking at your local marina for a local fitter. Alternatively, like us, many yards are members of our national professional association - The British Marine Federation, so you might want to check out their website at www.britishmarine.co.uk for a list of local yards who are members.

Q. Why do you only offer certain styles of windows for my Association?

- A. As a bespoke manufacturer, there is virtually nothing that we can't do, but some things cost more than others. To make the process as painless as possible, our Owners Association package provides standard configurations that are simple and effective. If you would rather customise your windows, we would be happy to help you, but please be aware that bespoke solutions invariably cost more.

Q. Are my windows unique?

- A. They most certainly are, and you will even be told which one of our team built your windows and when! Whilst we are at the forefront of window building technology, ultimately each window is significantly hand built to your specification. Whilst this does mean that there can be minor variations in hole pitch or anodise hue it enables us to provide a quality solution.

Professional